



# PENINSULAR

— J E W E L S —

Print this guide on A4 paper and scaled 100%.

To check the accuracy of your print you can position a credit card above the line below.

If it's an exact fit your printout is correct


PLACE CREDIT CARD HERE TO CONFIRM PRINT SIZE

After that, compare the ring you currently own with the size guide

below to measure the matching size

The inside of the ring and the outside edge of the circle below


must be completely matched to be the right size.



12.73mm




13.05mm




13.37mm




13.69mm




14.01mm




14.32mm




14.64mm



14.96mm




15.28mm



15.50mm



15.92mm




16.23mm



16.55mm




16.87mm




17.19mm



17.51mm



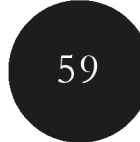
17.83mm



18.14mm



18.46mm



18.78mm



19.10mm




19.42mm




19.74mm



20.05mm



20.37mm




20.69mm



21.01mm



21.33mm



21.65mm



21.96mm